

Horizon Rad Station Distributed 11.0 Icon Card

FINDING AND OPENING STUDIES



STUDIES

Open studies from the Study list

Note: If Horizon Rad Station is accessed from an Electronic Medical Record (EMR) application, the Study list is not displayed.

WORKING WITH IMAGES



FLAG

Flag or unflag images



OVERLAYS

Display or hide text overlay, annotations, and/or scale indicator



LINES

Display or hide cross-reference lines



ZOOM

Zoom in and out on images



PAN

Pan zoomed images



FLIP HZ

Flip the image horizontally



IMAGE COMPRESSION

Apply image compression ratio to change the image loading speed and quality



FLIP VT

Flip the image vertically



GLASS

Magnify a region of interest



W/L

Adjust the Window/Level values



INVERT

Invert the image contrast and brightness



POST

Apply post processing



ANNOTATE

Add annotations to images



PRESENTATION

Apply persistent annotations and stored image styles



BOOKMARK

Apply display properties to studies

USING DISPLAY PROTOCOLS



STAGE <

Move to the previous display protocol stage



STAGE >

Move to the next display protocol stage

CHANGING STUDY STATUS AND CLOSING STUDIES



CHANGE

Change the status of the anchor study



SWEEP

Close all studies without changing their status



CLOSE

Close the anchor study and all reference studies

Note: If Horizon Rad Station is accessed from an Electronic Medical Record (EMR) application, the study status cannot be changed.

ACCESSING PATIENT INFORMATION, STUDY DETAILS, AND DOCUMENTATION



PATIENT DOCUMENTS

Display patient documents and study details in the Patient Portfolio



[Abdomen CT with Contrast](#)

Click the link to view preliminary reports



Patient Information

Click the link to view patient information



[Ultrasound Kidney Localization for Biopsy](#)

Click the link to view final reports



[06-Sep-2003 13:23 CT
CT Abdomen Pelvis](#)

Click the link to view details about the open study



[A Administrator 17-Mar-2004
12:09](#)

Click the link to play voice clips



[27-Sep-2003 08:43 CR
Abdomen](#)

Click the link to view details about other studies for the same patient



[Letter_Portrait](#)

Click the link to view scanned documents

OTHER OPTIONS



PREFERENCES

Set user preferences



HELP

Find help on using Horizon Rad Station Distributed



QUIT/RETURN

Exit Horizon Rad Station Distributed













Note: If Horizon Rad Station is accessed from an Electronic Medical Record (EMR) application, click this icon to return to the EMR application.

Horizon Rad Station Distributed 11.0 Icon Card





STUDY TOOLBAR ICONS

-  **SCREEN LAYOUT**
Set the screen layout
-  **CYCLE PREVIOUS**
Display the previous set of series in unpinned viewports
-  **CYCLE NEXT**
Display the next set of series in unpinned viewports
-  **CLOSE STUDY**
Close the study displayed on this monitor

VIEWPORT ICONS

- SERIES SELECTOR**
Indicates study and series sequence
 -  Anchor study, first series
 -  First reference study of any modality, first series
 -  First reference study of CT modality, first series
- DISPLAY MODE**
Indicates types of images currently displayed
 -  All images in the series
 -  Selected images in the series
 -  Flagged images in the series
 -  Multi-Planar Reconstruction (MPR) images
- VIEWPORT LAYOUT**
 -  Click to specify how many images to display in the viewport
- LINK**
Indicates whether the series is currently linked
 -  Series is linked
 -  Series is unlinked
- PIN**
Indicates whether the viewport is pinned
 -  Viewport is pinned and is not used for cycling series
 -  Viewport is unpinned and is used for cycling series

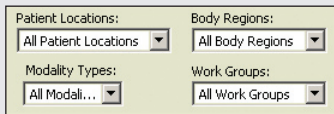
STUDY LIST MARKERS AND ICONS

- R** Study contains a report
- S** Study contains a scanned document
- A** Study contains a voice clip (audio report)
- Q** Study contains quality assurance (QA) issues
-  **FIND STUDIES**
Find and open studies, if the In-Box is displayed
-  **IN-BOX**
Find and open studies, if the Folder Finder is displayed
-  **REFRESH**
Refresh the Study list
-  **CLOSE**
Close the Study list

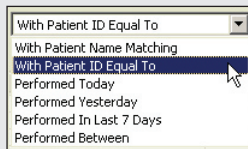


STUDY LIST MENU
Display a different study list

Note: If Horizon Rad Station is accessed from an EMR application, the Study list is not displayed.



FILTERS
Apply a filter to the study list



SEARCH CRITERIA
Select a search criteria to find studies