

UNIVERSITY OF CINCINNATI

# OPHTHALMOLOGY




2018



## Mission: Education

1999



1976



1964




Karl C. Golnik, MD, MEd  
Professor and Chair

Hisham H. Arar, MD  
James J. Augsburger, MD  
Shana Brafman, OD  
Sandra Brooks, OD  
David Brounley, MD  
Kelsey Carriere, OD  
Mark Cepela, MD  
Fred Chu, MD  
John S. Cohen, MD  
Anne L. Corn, EdD  
Zelia M. Correa, MD, PhD  
Michael E. Daun, MD  
Eniolami Dosunmu, MD  
William J. Faulkner, MD  
Robert E. Foster, MD  
W. Michael Gaynier, DO  
Gian Paolo Giuliari, MD  
Robert Goulet, MD  
Michael E. Gray, MD  
Linda J. Greff, MD  
Fumika Hamada, PhD  
Daniel Hammer, MD  
Michael Hater, MD  
Ginger Henson, MD  
Erich Hinel, OD  
Katherine Hogan, OD  
Edward J. Holland, MD  
Robert K. Hutchins, MD  
Saif Jaweed, MD  
Faiz Khaja, MD  
Winston W-Y Kao, PhD  
Adam H. Kaufman, MD  
Lisa D. Kelly, MD  
Anup Khatana, MD  
Ramesh M. Kode, MD  
Radhika Kumar, MD  
Richard A. Lang, PhD  
Luke Lindsell, MD  
Sarah Lopper, OD  
Michael Lyons, OD  
Brian Marek, MD  
Greg Mecoli, MD  
Edward J. Meier, MD  
Daniel M. Miller, MD, PhD  
W. Walker Motley, III MD  
Eileen Myers, MD  
Jeffrey A. Nerad, MD  
James Osher, MD  
Robert H. Osher, MD  
Jon Pargament, MD  
Michael J. Prokopius, MD  
Emeline Radhika Ramenaden, MD  
Leon A. Reid, MD  
Melissa Rice, OD  
Christopher D. Riemann, MD  
Richard Roebuck, MD  
Louis J. Schott, MD  
Terry Schwartz, MD  
Robert A. Sisk, MD  
Kavitha Sivaraman, MD  
Michael B. Snyder, MD  
Virginia Utz, MD  
Gary A. Varley, MD  
Bandana Waikhom, MD  
Basil Williams, MD  
Michael B. Yang, MD  
Alan H. Zalta, MD  
Jeffrey M. Zink, MD

**Emeriti Faculty**  
Taylor Asbury, MD  
Richard S. Kerstine, MD  
Stewart Krug, MD  
Dwight R. Kulwin, MD  
Dexter Meyer, Jr., MD  
Chester C. Pryor, III, MD  
Lawrence A. Raymond, MD  
Joel G. Sacks, MD  
Joshua J. Sands, MD  
Rees Sheppard, MD  
Arden H. Wander, MD

## Chairman's Update

Greetings! I hope you found our last newsletter's emphasis on our department's global activities exciting. Thanks to all of you who provided positive feedback. In this issue, we highlight our Department's educational history by



featuring our alumni and their current activities. In 2008 we increased the size of the residency from three to four residents per year. Fifteen years ago, most of our graduates went into private practice comprehensive ophthalmology, but this has almost completely reversed with the majority now doing subspecialty fellowships. In collaboration with the Cincinnati Eye Institute and Cincinnati Children's Hospital Medical Center, we now offer fellowships in retina (two per year), glaucoma, cornea and external disease, pediatric ophthalmology, oculoplastic surgery, ocular oncology and neuro-ophthalmology. The growth of our fellowship programs has enriched the resident experience and keeps our subspecialists at the forefront of knowledge and training. Our next newsletter will highlight philanthropy and how you can strengthen our department.

**KARL C. GOLNIK, MD, MEd**

Chairman

### UPCOMING EVENTS

#### January 9, 2019

Fifth Annual Dr. Constance E. West  
Pediatric Ophthalmology Lecture

6– 8 p.m.

Kingsgate Marriott Hotel, 151 Goodman Street,  
Cincinnati, OH 45219

*(In conjunction with a Cincinnati Society  
of Ophthalmology Meeting)*

#### Guest Lecturer:

Jonathan M. Holmes, MD

Professor of Ophthalmology, Mayo Clinic

**Please RSVP** for this event to  
cincysocietyoph@hotmail.com.

#### May 8, 2019

First Annual Petersen Leadership Lecture  
(in honor of Dr. Michael R. Petersen)

6– 8 p.m.

Kingsgate Marriott Hotel, 151 Goodman Street,  
Cincinnati, OH 45219

*(This lecture is sponsored by the Cincinnati Eye Institute  
Foundation and will be held in conjunction with a  
Cincinnati Society of Ophthalmology Meeting)*

#### Guest Lecturer:

Paul P. Lee, MD, JD, F. Bruce Fralick Professor and Chair,  
Department of Ophthalmology and Visual Sciences,  
and Director, W. K. Kellogg Eye Center at the University  
of Michigan

**Please RSVP** for this event to  
cincysocietyoph@hotmail.com.

#### May 12, 2019

24th Annual Ophthalmology  
Conference and Research Symposium

8 a.m. to 5 p.m.

Rieveschl Auditorium, Vontz Center  
for Molecular Studies

3125 Eden Ave, Cincinnati OH 45267

#### Keynote Speaker:

Ian P. Conner, MD, PhD, Assistant Professor of  
Ophthalmology, Associate Residency Program  
Director, University of Pittsburgh School of Medicine,  
Chief of Ophthalmology, UPMC Shadyside

**Please RSVP** for this event to michele.wyan@uc.edu.

#### June 12, 2019

12th Annual UC Glaucoma Lecture

6– 8 p.m.

Kingsgate Marriott Hotel, 151 Goodman Street,  
Cincinnati, OH 45219

*(In conjunction with a Cincinnati Society  
of Ophthalmology Meeting)*

#### Guest Lecturer:

To be determined  
**Please RSVP** for this event to  
cincysocietyoph@hotmail.com.

Department of Ophthalmology, University of Cincinnati College of Medicine

PO Box 670527 Cincinnati, OH 45267-0527 513-558-5151 Fax: 513-558-3108

Assistant to the Chair: Michele Wyan, BA 513-558-0815 michele.wyan@uc.edu

Please submit alumni news, updates and honors, and subscription address changes or removal to [uceye@uc.edu](mailto:uceye@uc.edu).

**ON THE COVER** (top to bottom): 2018 Annual Department Photo with residents, faculty, and staff; 1999 Annual Department Photo with residents and faculty, 1976 Annual Department Photo with residents and faculty, 1964 Annual Department Photo with residents and faculty



## Dwight R. Kulwin, MD, Named Emeritus

After 40 years in practice, Dwight R. Kulwin, MD, FACS, has retired from his faculty position in the Department of Ophthalmology and become an Emeritus faculty member effective January 1, 2019.

An oculoplastic surgeon at UC Medical Center who also practiced at the Cincinnati Eye Institute (CEI), Dr. Kulwin received his undergraduate degree from the University of Illinois and his medical degree from the University of Chicago School of Medicine. After completing his Ophthalmology Residency training at the University of Wisconsin in Madison, he completed a Fellowship in



*Dwight R. Kulwin, MD*

Ophthalmic Plastic Surgery at the University of Texas.

Dr. Kulwin has authored many book chapters and over 100 articles on oculoplastic surgery. He has also lectured nationally and

internationally. In 1996, he was the youngest person to ever deliver the prestigious Wendell L. Hughes Lecture at the American Academy of Ophthalmology's Annual Meeting.

In 1979 he joined the faculty of the UC Department of Ophthalmology as the first full-time ophthalmic plastic surgeon in the area. In 1986, he was promoted to Associate Professor. For the first 30 years of his career, Dr. Kulwin oversaw oculoplastic surgery at UCMC, CCHMC, and the VAH. In addition to his long-term service as director of the oculoplastic surgery service at UCMC, he also served as the residency program director in the

1980's and served twice as interim clinical chief in the 1990's. He also started one of the first international fellowships in the field of oculoplastic surgery. His over 50 former fellows are scattered throughout the world. Many of them are now leaders in their own right.

Dr. Kulwin has seen about 175,000 patients during his 40-year tenure and performed over 30,000 surgical procedures. In the process of retiring at the end of 2018, Dr. Kulwin and his family have made a substantial founding gift to a fund through the CEI Foundation. This fund will support various activities for the ophthalmology residents at UC in the future. ■

## Retina Expert From Stanford Presents Keynote at 23<sup>rd</sup> Annual Conference and Research Symposium

The Department of Ophthalmology hosted its 23rd Annual Ophthalmology Conference and Research Symposium on May 12, 2018. Sixty physicians and researchers attended the conference held in the Rieveschl Auditorium at the Vontz Center for Molecular Studies. There were a total of 22 basic science and clinical research presentations between 8:30 a.m. and 4:30 p.m. The meeting was approved for 6.0 hours of category 1 Continuing Medical Education credit by the UC CME Office. As the only major ophthalmology conference in Cincinnati this year, it attracted many of the ophthalmologists in the city and tristate area. The Department of Ophthalmology was fortunate to have nine CEI physicians and six CEI clinical fellows participate in this year's symposium.

Our guest lecturer, Darius Moshfeghi, MD, is a Professor of Ophthalmology and Director of the Retina Service at Stanford University School of Medicine.

Dr. Moshfeghi is Founder of the Stanford University Network for Diagnosis of Retinopathy of Prematurity (SUNDRROP) and leads the Newborn Eye Screen Testing program and Global Universal Eye Screen Testing programs at Stanford University, which seek to explore the benefits of universal eye screening of normal term infants. Dr. Moshfeghi has received numerous awards, including the American Academy of Ophthalmology Achievement Award in 2008 and Senior Honor award in 2013, American Society of Retina Specialists Honor Award in 2009 and Senior Honor Award in 2013. In the last six years, he has obtained research grants totaling over \$2.5 million as either principal or co-investigator. As either primary or co-author, Dr. Moshfeghi has published over 150 scientific articles in the peer-reviewed literature and has written chapters in 22 different textbooks. He has been honored to teach as



*Left to right: Robert Sisk, MD, Associate Professor of Clinical Ophthalmology and Co-Director of the Research Symposium; Darius Moshfeghi, MD, our keynote speaker; Karl Golnik, MD, Chairman of the UC Dept. of Ophthalmology and Professor of Ophthalmology, Neurology, and Neurosurgery; Alan Zalta, MD, Professor of Clinical Ophthalmology and Co-Director of the Research Symposium.*

either an Invited Lecturer, Named Lectureship, or Visiting Professor at over 65 meetings and academic institutions around the world. His keynote lectures were on "Neonatal Birth Fundus Hemorrhages" and "A Novel Progressive Myopia Classification System".

The Department of Ophthal-

mology is most grateful for the generous support of the Cincinnati Eye Institute Foundation. Once again, the CEI Foundation provided an unrestricted educational grant and this support made a strong and positive impact on this program and its attendees. ■

## AAO Life Achievement Honoree Mieler Gives 42nd Annual Asbury Lecture

**W**illiam F. Mieler, MD, was the Visiting Professor for our 42nd Annual Taylor Asbury Lecture on Wednesday, October 10, 2018. This lecture was held in conjunction with a Cincinnati Society of Ophthalmology (CSO) meeting.

Dr. Mieler is the Cless Family Professor and Vice-Chairman and Director of Vitreoretinal Fellowship Training in the Department of Ophthalmology & Visual Sciences at the University of Illinois at Chicago. He completed his ophthalmology residency at the Bascom Palmer Eye Institute. Dr. Mieler then completed

a vitreoretinal fellowship at the Medical College of Wisconsin and an Ocular Oncology Fellowship at Wills Eye Hospital. He has served in faculty leadership positions at the Medical College of Wisconsin, the Baylor College of Medicine, and the University of Illinois at Chicago. Dr. Mieler received the Life Achievement Honor Award from the American Academy of Ophthalmology (AAO) and served as its director, vice-chair and chair. He is a past president of the Macula Society, which awarded the 2013 J. Donald Gass Medal to him for



Left to right: William F. Mieler, MD; Taylor Asbury, MD; Karl C. Golnik, MD, MEd

his outstanding contributions to the study of macular diseases.

In addition, Dr. Mieler has published 330 peer-reviewed articles, 70 book chapters and edited or co-edited six ophthalmic textbooks. He has also delivered 19 named lectures, served on editorial boards for three ophthalmic journals and is a reviewer for 22 additional journals. He has recently served

as President of the Association for Research in Vision and Ophthalmology (ARVO).

The title of Dr. Mieler's evening Grand Rounds lecture was *Controversies in the Management of Open Globe Injuries Involving the Posterior Segment*. The title of his Asbury Lecture was *The Impact of Systemic Medications on Retinal Function*. ■

## Glaucoma Lecture Features Kahook

**T**he 11th Annual University of Cincinnati Glaucoma Lecture was held on Wednesday, June 13, 2018, in conjunction with a Cincinnati Society of Ophthalmology Meeting. The guest speaker was Malik Y. Kahook, MD, Professor of Ophthalmology and the Slater Family Endowed Chair in Ophthalmology at the University of Colorado School of Medicine. He is Vice Chair of Clinical and Translational Research and serves as chief of the glaucoma service and co-director of the glaucoma fellowship at the University of Colorado Eye Center.

After graduating from the Northeastern Ohio Medical University, Dr. Kahook completed residency training at the University of Colorado, Rocky Mountain Lions Eye Institute in Denver, and a fellowship in glaucoma with Joel S. Schuman and Robert J. Noecker

at the University of Pittsburgh Medical Center. A prolific writer, Dr. Kahook has authored over 210 peer-reviewed manuscripts, abstracts, and book chapters. He received the American Academy of Ophthalmology Senior Achievement Award in 2017 and the Ludwig Von Sallmann Clinician-Scientist Award (from ARVO) in 2013. Dr. Kahook has also filed for over 60 patents, several of which have been licensed by companies for development and commercialization. He serves as a consultant to the Food and Drug Administration's Ophthalmic Device Division.

Dr. Kahook's evening Grand Rounds lecture was entitled *Translational Research in the Academic Setting*. His UC Glaucoma lecture/CSO Meeting lecture was entitled *Advances in Glaucoma Treatment*. ■



Left to right: John S. Cohen, MD, Malik Y. Kahook, MD, and Alan H. Zalta, MD

## Everett Presents Schneider Lecture



Hisham Arar, MD, Volunteer Instructor and Class of 1999; Kevin Everett, MD, Class of 1997; Adam H. Kaufman, MD, Associate Professor and Vice Chairman and Residency Program Director

**R**efractive surgery specialist Kevin J. Everett, MD (Class of 1997), was the 13th Annual David Schneider Lecturer in Refractive Surgery on September 12, 2018. Dr. Everett is the Director of Refractive Surgery at the Henry Ford Medical Group. He is also the team physician for both the Detroit Lions football team and the Detroit Pistons basketball team. He specializes in refractive cataract surgery, LASIK, and pterygium. Dr. Everett's Schneider lecture/CSO Meeting lecture was entitled *Lens-Based Treatment of Presbyopia: Past, Present & Future*. He also presented an evening Grand Rounds lecture entitled *Expectations of Today's Refractive Cataract Surgery Patients*. ■



# Alumnus Donates to Establish New Lectureship

**Hisham Arar, MD (Class of 1999) extends philanthropy to additional contributions to other lectureship funding campaigns**



**Arar**

Hisham Arar, MD, a volunteer instructor and a 1999 alumnus of our residency program who trained under Dr. Sands, has donated \$60,000 to establish the Joshua Sands, MD Endowed Lectureship in Comprehensive Ophthalmology and Cataract Surgery. Dr. Arar has contacted the residency alumni who trained under Dr. Sands to encourage them to contribute to the Sands Lectureship fund.

In addition to his generous contribution to establish a lecture honoring Dr. Sands, Dr. Arar has also contributed \$20,000 to the Asbury Endowed Lectureship and \$20,000 to the Chester C. Pryor Endowed Lectureship in Ethics and Professionalism. ■

*The UC Department of Ophthalmology is grateful for Dr. Arar's generosity and encourages other alumni to help us continue our educational and research endeavors. As you are undoubtedly aware, we have developed an outstanding patient care practice, a highly productive ophthalmic research enterprise, and exceptional training programs in clinical ophthalmology here at UC. We could not have done this without the financial support of people like you.*

*Please consider giving to one or more of the following fundraising campaigns of the Department:*

- The Joshua Sands, MD Endowed Lectureship in Comprehensive Ophthalmology and Cataract Surgery
- The Chester C. Pryor, II, MD Endowed Lectureship in Ethics and Professionalism
- The Taylor Asbury, MD Endowed Lectureship

*All checks should be made payable to the University of Cincinnati and sent to our Departmental administrative office (UC Department of Ophthalmology, P.O. Box 670527, Cincinnati, OH 45267-0527). To ensure that your contribution goes toward a specific fund, please write the name of the fund you select on your check. Thanks in advance for your ongoing support for our Department. ■*

## MEDICAL STUDENT EDUCATION UPDATE

# Medical Students' Research Presented, Published

by Lisa D. Kelly, MD, Director of Medical Student Education



**Kelly**

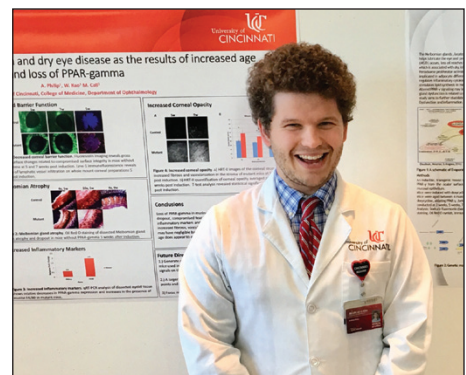
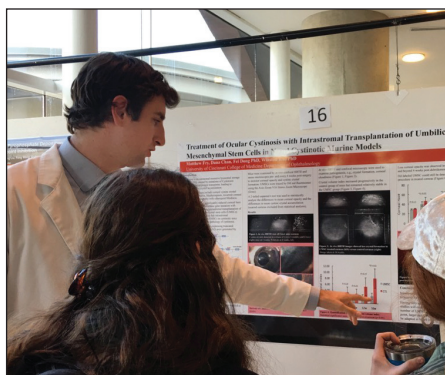
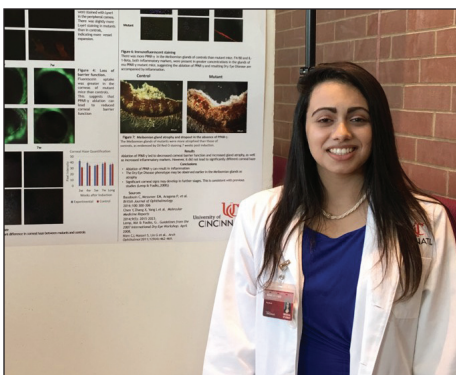
The three second-year UC medical students who worked with Dr. Winston Kao and Dr. Mindy Call on basic science research projects in Ophthalmology this past summer participated in the UC College of Medicine's 8th

Annual Research and Service Symposium on November 7, 2018 with poster presentations based on their summer research. Each of these students also received a \$1500 Edith J. Crawley Memorial Summer Medical Student Scholar Award for their work in Dr. Kao's lab.

Drew Philip's poster presentation was entitled "Meibomian Gland Dysfunction and Dry Eye Disease as the Results of Increased

Age and Loss of PPAR-gamma." Priya Sorab's poster presentation was entitled "Dry Eye Disease in a Mouse Model: The Role of Peroxisome Proliferator Activated Receptor Gamma." Matthew Fry's poster presentation was entitled "Treatment of Ocular Cystinosis with Intrastromal Transplantation of Umbilical Mesenchymal Stem Cells in Novel Cystinotic Murine Models."

In addition, Matt has had two papers that he co-wrote with Dr. James J. Augsburger and Dr. Zelia Correa accepted for publication recently. One was accepted to *JAMA Ophthalmology* and one was accepted to *Clinical Ophthalmology*. Bibliographical details for both papers can be found in the faculty publication list in this issue of the newsletter. ■



Second-year UC medical students seen with their poster presentation (left to right): Priya Sorab, Matthew Fry, and Drew Philip

# Department Welcomes New Faculty

*Drs. Brian Marek, Gregory Mecoli, Jonathan Pargament, and Gian Paolo Giuliani have recently joined the department as faculty.*

## Brian M. Marek, MD *(Class of 2017)*



**Marek**

A native of Indiana, Brian M. Marek, MD, earned his undergraduate degree at Indiana University where he graduated with Highest Distinction and was elected to the Phi Beta Kappa Honor Society. He subsequently obtained his medical degree from the Indiana University School of Medicine where he was elected to the prestigious Alpha Omega Alpha Honor Society. Dr. Marek completed an internship at St. Joseph Mercy Hospital in Ann Arbor, Michigan, before completing his ophthalmology residency in 2017 at the University of Cincinnati College of Medicine.

He has practiced medical and surgical comprehensive ophthalmology at the Cincinnati Eye Institute (CEI) since 2017. He provides patient care at CEI's Blue Ash, Anderson, Clermont and Hyde Park/Red Bank offices.

In addition, Dr. Marek is now a faculty member as well as an alumnus of UC. He is an Instructor in the Department Of Ophthalmology and supervises resident cataract surgery at Holmes Hospital on the second Tuesday morning and the fourth Tuesday afternoon of each month. He also precepts 3rd and 4th year UC medical students who observe him in surgery. When not seeing patients or teaching Ophthalmology residents and medical students, Dr. Marek enjoys golf, tennis, and traveling with his wife.

## Gregory B. Mecoli, MD *(Class of 2014)*



**Mecoli**

A native of Dayton, Ohio, Gregory B. Mecoli, MD, graduated magna cum laude from Denison University with a Bachelor of Science degree in biochemistry. He then earned his medical degree from the University of Cincinnati College of Medicine. After an internship year in internal medicine at The Christ Hospital in Cincinnati, Dr. Mecoli completed a Residency in Ophthalmology at the University of Cincinnati.

Board certified by the American Board of

Ophthalmology, Dr. Mecoli is a member of the American Medical Association, the American Academy of Ophthalmology, the Ohio State Medical Association, and the Cincinnati Society of Ophthalmology. He has worked at the Cincinnati Eye Institute as a medical and surgical ophthalmologist with a special interest in cataract surgery since 2014. He sees patients at the West Side and Lawrenceburg offices.

In June of 2018, Dr. Mecoli became a faculty member as well as an alumnus of the UC College of Medicine. He is an Assistant Professor in the Department of Ophthalmology and supervises resident cataract surgery at Holmes Hospital the third Tuesday afternoon of every month. He also precepts third and fourth year UC medical students who observe him in surgery.

When not practicing medicine and teaching Ophthalmology residents and medical students, Dr. Mecoli enjoys playing bluegrass music, golfing, and spending time outdoors with his family. He is a classical cellist as well as a bluegrass musician.

## Jonathan M. Pargament, MD *(Class of 2014)*



**Pargament**

Jonathan M. Pargament, MD, grew up in Toledo, Ohio. He completed his undergraduate studies at the University of Michigan and received his medical degree and ophthalmology residency training from the University of Cincinnati College of Medicine. Dr. Pargament subsequently completed a rigorous three-year fellowship sponsored by the American Society of Ophthalmic Plastic and Reconstructive Surgery (ASOPRS) at Salt Lake City's prestigious Center for Facial Appearances where he performed over 2,500 cosmetic and reconstructive procedures of the face, eyelids, orbit and tear drain system.

Since 2014, Dr. Pargament has worked as an oculofacial plastic surgeon at the Cincinnati Eye Institute. He sees patients at the West Side, Blue Ash and Northern Kentucky offices as well as at the Face and Eye Aesthetic Center in Blue Ash. His clinical interests include aesthetic surgery of the face (endoscopic brow lifts, lower lid bags), correction of eyelid malpositions (drooping lids), reconstructive surgery of the eyelids and orbit (Mohs surgery, orbital fractures) and tear drain surgery (watery eye).

Dr. Pargament is a board-certified member of the American Academy of Ophthalmology and has professional affiliations with the American Society of Ophthalmic Plastic and Reconstructive Surgeons and the American College of Surgeons. In 2017, Dr. Pargament became a faculty member as well as an alumnus of UC. He is an Assistant Professor in the Department of Ophthalmology. He supervises resident oculoplastics clinics the second and fourth Tuesday afternoons of each month and supervises resident oculoplastics surgeries at Holmes Hospital the first, third, and fifth Tuesday afternoons of each month. He also precepts third- and fourth-year UC med students who shadow him in clinic and/or observe him in surgery. In addition, Dr. Pargament has authored multiple book chapters and peer-reviewed journal articles.

When he is not seeing patients or teaching residents and medical students, Dr. Pargament enjoys spending time with his wife, Laura, and their rescue lab, Jiambu. He loves fly-fishing and enjoys the adventure of international travel.

## Gian Paolo Giuliani, MD

Gian Paolo Giuliani, MD, joined the UC Department of Ophthalmology in August of 2018 as an Adjunct Assistant Professor. He supervises residents



**Giuliani**

in the Hoxworth Eye Clinic every Tuesday and Thursday morning as well as the first, third, and fifth Thursday afternoons of every month.

Dr. Giuliani grew up in Caracas, Venezuela, and earned his medical degree from the Universidad Central de Venezuela. He then completed an Ophthalmology residency at the Dr. Elías Santana Hospital, which is affiliated with the Pedro Henríquez Ureña University in the Dominican Republic.

After completing his residency, he completed a two-year fellowship in the diagnosis and management of diseases of the retina and vitreous at the Valley Retina Institute (VRI) in McAllen, Texas. He

*continued on page 7*

## RESIDENCY PROGRAM UPDATE

## Important News: Rankings, Revitalization, Resources

by Adam H. Kaufman, MD, Program Director



Kaufman

I am happy to report that the UC Ophthalmology Residency Program was recently ranked 22nd in the U.S. and 6th in the Midwest by Doximity.com. This places us in the top quintile in both the U.S. and the Midwest. The Doximity.com rank list is the only rating of all U.S. Ophthalmology Residency

Programs, and it helps guide medical students with their residency applications.

**JOINT EFFORT WITH INTERNAL MEDICINE**

Beginning in July, 2019 we will have a wonderful new required joint internship with the Department of Internal Medicine at UCMC. This new internship is part of an ACGME mandated change in Ophthalmology Residency Programs. Our program will have 6 months of Internal Medicine, 1 month of Emergency Medicine, 3 months of general ophthalmology, 1 month of ophthalmic surgery, and 1 month of research. Residency applicants have been enthusiastic about this new internship, and we believe it will be one of the finest programs of its type in the country.

**REVITALIZATION FOR ALUMNI** We are in the process of revitalizing our Alumni and Friends Association, and we are looking for individuals interested in being Committee Members for this important initiative. As an initial effort of this committee, we hope to reach out to all alumni and create a comprehensive directory. If you are interested in serving on the Alumni Committee to help revitalize our association, please contact me at adam.kaufman@uc.edu.

**DEDICATED SUPPORT** To continue to improve our residency, it is important that we have additional financial resources beyond the traditional Departmental funding. We now have the Ophthalmology Residency Program Fund at the UC Foundation dedicated exclusively to supporting the day-to-day functioning of the residency. We are hopeful that alumni and friends of the residency will consider a small annual donation of \$250 to help support the program. Larger gifts would also be appreciated. The Fund has already helped support books, instruments for the wet lab and resident travel support for meetings. Thank you for considering a donation. Any amount donated will be put to great use to help the current residents. ■

Please donate today to the **Ophthalmology Residency Program Fund** with a secure, online donation:

- 1) Go to uc.edu.
- 2) Click "Give to UC".
- 3) Click the amount you want to donate.
- 4) Check the small box for "Choose an area for this gift to support".
- 5) Look for "Or search for a category or fund" and in the drop-down menu pick "Medicine".
- 6) Then from the "Select a fund" drop-down menu, choose "Ophthalmology Residency Program Fund".
- 7) Click "Add to Cart".
- 8) Click "Continue".
- 9) Complete the information.
- 10) Click "Check Out" and complete. ■

## Kelly Recognized with 'Best Teacher'

Lisa D. Kelly, MD, Assistant Professor of Ophthalmology and Director of



Medical Student Education, received the *Optime Magistrum* Best Teacher Award from the College of Medicine for the Physician & Society 202 course. This award is presented to faculty members who exemplify the following traits: Is thought-provoking and intellectually demanding; Relates

the course material to other fields, contemporary issues, student experiences; Is enthusiastic about teaching; Is conscientious, organized, and well-prepared for class; Fosters active learning/self-directed learning; Is available to students; Provides clear expectations, relevant assignments, and ample feedback; Presents material clearly, engages students and stimulates participation; Is open-minded, fair, and respectful of differences among students; Inspires students to excel. ■

## Osher Awards and Activities

Robert H. Osher, MD, Professor of Ophthalmology, received a color crystal



award (below) from the American Osteopathic Colleges of Ophthalmology, Otolaryngology – Head and Neck Surgery (AOCOOHNS) for his technical and educa-



tional contributions to the field of Ophthalmology in May. He also chaired the opening Video Symposium at the European Society of Cataract and Refractive Surgery (ESCRS) in Vienna in September, 2018. Dr. Osher has also chaired, moderated, and presented at the Annual Meeting of the American Academy of Ophthalmology in October in Chicago. He delivered the Roscoe Kennedy, MD, Lectureship at the Cleveland Clinic Cole Eye Institute in November. ■

## Department Welcomes New Faculty

(continued from previous page)

then decided to take his training one step further and learn more about ocular inflammatory diseases. He subsequently completed a one-year Ocular Immunology and Uveitis fellowship with Dr. C. Stephen Foster at the Massachusetts Eye Research and Surgery Institution (MERSI). After the completion of his second fellowship, he studied Ocular Oncology and Pathology at the Princess Margaret and the University Hospital Network of the University of Toronto, ON.

Upon completing his Ophthalmology training, Dr. Giuliani returned

to Venezuela where he worked in both a private clinic and in the public (academic) sector at Domingo Luciani Hospital as an assistant professor. He returned to the United States a few years later and completed a second Ophthalmology residency at Indiana University.

Dr. Giuliani has been interested in clinical research throughout his training and believes in the necessity of research as a companion of medicine. As a result, he has participated in and initiated several research projects that culminated in peer-reviewed scientific publications, book chapters and posters. Dr. Giuliani has also been invited to give lectures at several national and international meetings. ■



## Residency Recollections, Reminiscences, and Remembrances

We recently asked our residency alumni to write about their memories and thoughts when they look back on their UC Ophthalmology residency. Here is what we heard.

### John S. Cohen, MD

VOLUNTEER PROFESSOR  
(CLASS OF 1974)

During my resident years we usually performed cataract surgery with loupes, using (my fellow residents correct me if I'm wrong) 4-0 silk sutures and a nearly 180 degree limbal incision. I remember the excitement when a microscope was wheeled into the OR and again, if my memory is correct, we used 10-0 nylon under the

microscope, but I think still with the large incision.

We used to go on eye bank calls in the middle of the night to enucleate eyeballs from recently deceased individuals who donated their eyes/corneas for research and vision-restoring corneal

**It was also very helpful to boost the much lower resident salaries in those days when we got paid \$25 per eye bank call.**

transplants. We kept the eyes in our refrigerator until the next morning when we would bring them into the eye bank. (It was also very helpful to boost the much lower resident salaries in those days when we got paid \$25 per eye bank call.)

A more personal recollection is when during the first month of my residency, I went shopping for curtains for my new apartment with the wife of the chief resident who

offered to be my interior decorator consultant. I was also on call but my pager either wasn't working or I forgot it. Of course the chairman, Dr. Asbury, was trying to reach me. When I found out about two hours later, I thought my residency was going to end just shy of my second month. Fortunately, Dr. Asbury made clear that I was AWOL and then very generously let me proceed with my residency training and my decorating. ■

### Sam Dahr, MD

(CLASS OF 2003)

Dr. Sam Dahr was promoted from Clinical Associate Professor to Clinical Professor, University of Oklahoma College of Medicine/Dean McGee Eye Institute, effective July 2018. He currently serves on the writing committee for the AAO BCSC Uveitis textbook. He also serves as one of seven ophthalmologists and the sole retina specialist on the Ophthalmic Devices Panel of the U.S. FDA Medical Device Advisory Committee. Dr. Dahr is currently President of the eight hundred physician Oklahoma County Medical Society and is a board member of the Oklahoma State Medical Association. He and his wife, Lana Tolaymat, PhD, welcomed baby boy Adam to the family in September 2017. ■



### Nariman Boyle, MD

(CLASS OF 2003)

After residency, I completed a two-year fellowship in Ophthalmic Plastic, Orbit and Reconstructive Surgery at Doheny Eye Institute in Los Angeles. Then I joined the faculty at SUNY Stony Brook on Long Island as an assistant professor in ophthalmology and oculoplastics. I am a full-time faculty

member and teach residents and medical students at Stony Brook.

**I remember it was a struggle convincing Dr. Dwight Kulwin of my interest in plastics. Nevertheless, I continued to call and I finally convinced him (or at least thought I did). I appreciate everything he taught me.**



Michael Hater, MD, Volunteer Instructor; Richard Kerstine, MD, Professor Emeritus and Class of 1965; Osama Abebnah, MD, Oculoplastics Fellow, Class of 2006; and James Faulkner, MD in a photo from 2006 courtesy of Dr. Abebnah

As a clinician, I practice cosmetic and reconstructive oculoplastics. I am also part of a multicenter clinical trial for the NORDIC Sight Study serving as a certified orbit surgeon for my center.

I am the proud mother of two children. In my spare time, I continue to play tennis and enjoy my favorite hobby of oil painting on canvas. I would love to have my own art gallery one day when I retire.

I enjoyed living in Cincinnati as a resident. We had many friends, both in the residency and outside the residency. During residency we had solid training with a very strong foundation and wide exposure to a variety of trauma and non-trauma cases.

I remember it was a struggle convincing Dr. Dwight Kulwin of my interest in plastics. He wanted to hear from a third year resident rather than from an inexperienced first year on call. Nevertheless, I continued to call and I finally convinced him (or at least thought I did). He let me call him after that and even allowed me to assist him on cases! I appreciate everything he taught me. I am now a member of ASOPRS and, as a faculty member at Stony Brook, I now have first-year residents calling me! ■





Dwight R. Kulwin, MD, Associate Professor Emeritus (*left*) with two of his graduating oculoplastics fellows: Rosa Balcells, MD; and Altug Cetinkaya, MD (who also completed a neuro-ophthalmology fellowship at UC with Karl C. Golnik, MD); at their 2009 graduation ceremony.

**Corinna Pokorny, MD**

(CLASS OF 2007)

Right after residency, I moved to southern California for my first job at Arrowhead Regional Medical Center. After three years (2011), we moved to the Bay Area to be closer to my family, and I took a position at San Jose Kaiser Permanente. I was made chief of the department in May 2016. Love my job and the people I work with!

I have two horses on our nine-acre property in San Jose

and still live with my sweetheart Dennis. Plan is to get chickens soon . . . we're very excited. Unfortunately, I lost my mom in 2015, but dad's still kicking.

I'll never forget coming to the ER for a "corneal ulcer". On exam, cornea was clear OU, but had bilateral disc edema . . . LOL. I will also never forget almost fainting with Dr. Kulwin while assisting in a DCR. He gave me such a hard time. . . . LOL he said something like "don't contaminate the field!!" ■

**Mitul Mehta, MD**

(CLASS OF 2012)

After residency, I completed a fellowship in Vitreoretinal Surgery at the New York Eye & Ear Infirmary. After that I joined the ophthalmology faculty of the University of California, Irvine. I also co-founded a company making augmented-reality based visual aids and a social media based group of retina specialists called the American Retina Forum. I also have two daughters aged six and three, and my wife is a practicing Endocrinologist.

My favorite memories of residency include sitting with Dr. Augsburger and my co-residents at the Monthly Topical Forum at

Mecklenberg Gardens, practicing surgery in the wetlab, and just spending time with my co-residents. ■



Elsa Palkovacs, MD; Elizabeth Agabegi, MD; and Jason Bell, MD, PhD, at their 2009 graduation

**Eileen Myers, MD**

VOLUNTEER ASSISTANT PROFESSOR (CLASS OF 2015)

I graduated from residency in 2015 and moved to Roseburg, Oregon where I was in practice as a general ophthalmologist for over two and a half years. In March of 2017, my family and I made a big move to Montego Bay, Jamaica to join a mission organization serving the underprivileged on the west side of the island. The organization was founded by an optometrist and has been offering cataract surgery a couple times a year when volunteer ophthalmologists travel down from the states. As the first full-time ophthalmologist, I am working on developing a more robust surgery program and providing much needed follow-up care for the severe pathology seen on the island.

I greatly enjoyed my time in Cincinnati working with all

the wonderful staff. I spent many hours in Hoxworth hammering out surgery schedules with Nikki and hunting down special bandage lenses for another cornea disaster. Of all my memories, I am most impacted by memories of the patients. I remember the woman who cried with happiness after cataract surgery when we took her from a -9.00 to plano and another with such a long eye that we put in a plano lens. I spent countless hours nursing the eye of a gentleman who shot himself in the face in a failed suicide attempt. I had the joy of prescribing glasses to children who were amazed at the world they had never before seen. I am still humbled by the responsibility of our profession and the impact we make in others' lives.

I am honored to be joining the prestigious faculty of the University of Cincinnati and look forward to training the next group of physicians. ■

**I spent many hours in Hoxworth hammering out surgery schedules with Nikki and hunting down special bandage lenses for another cornea disaster. Of all my memories, I am most impacted by memories of the patients.**

Hisham Arar, MD, Volunteer Instructor and Class of 1999; Osama Abebnah, MD, Oculoplastics Fellow, Class of 2006; Kathy Bender, CNA, in a photo from 2006 courtesy of Dr. Abebnah



continued on page 10

**Lance S. Ferguson, MD**

(CLASS OF 1984)

**Residency Memories**

Breezing in with a ponytail and flip flops after a month of rafting the Roaring Fork, and moonlighting in Denver, Vail, and Aspen, I arrived in Cincinnati, a bit despondent in hanging up the buzz of the ER... until I met Ardie Wander, who pumped us up about the absolute privilege of being an ophthalmologist. He was right as rain, and to this day, my feet are running before I hit the floor on Monday morning.

As much fun as my internship was, my residency was even better. I couldn't have asked for better professors and surgeons than Tom

Steedle, Jim Sanitato, John Cohen, Dwight Kulwin, and despite blowing my ears out with "God in Heaven, help Lance," Miles Burke, truly a virtuoso in the OR, who could tie 9-0 with his fingers... Lord. (Think

J.K. Simmons in "Whiplash.") The two most destructive words in the English language are 'Good Job!') Kidding aside, these men exemplified and demanded precision and excellence, and did not mince words... and I thank them for that.

I was blessed with the good fortune of having fellow resident Josh Sands, my Jewish brother, with whom I had countless heartfelt political, religious, scientific and philosophical discussions, and debates. In the end, I think he thought I wasn't so bad for being such a "WASPy" guy. And I loved the "evening rounds" with Bobby Osher, who refreshingly did not suffer fools, and,



along with John Cohen, provided the rigorous reviews that made my Board examinations a breeze.

And I must mention my "fraternity"—teammates Ardie and Jim on our department's "Killer Dendrites" softball team, Jerry Kirby and George Kranias, who must have

knocked back every type of hot sauce in Cincinnati with me in the wee hours, and Matt Lipman, the sole bachelor in the department whom I dragged to every happy hour at Dollar Bill's Saloon.

So lucky to have been selected by Taylor Asbury and Joel Sacks. I just can't say thanks enough. Great

program, great people, great town.

The best? Earl Choromokos, who was a father to me... and whom I sorely miss to this day.

**Since Graduation**

While others packed up for prestigious fellowships, I put a pack on my back, hitched to Newark, and bought a \$37 one way ticket to London Heathrow on People's Express, and a second class Eurail Pass with the money I made moonlighting in ERs, doing the Cincinnati Reds stadium doc gig, and of course, three years return from Gradison Cash Reserves, paying a ridiculous 16% return on the money market (Carter was in office). My plan was

I couldn't have asked for better professors and surgeons than Tom Steedle, Jim Sanitato, John Cohen, Dwight Kulwin, and despite blowing my ears out with "God in Heaven, help Lance," Miles Burke, truly a virtuoso in the OR. Kidding aside, these men exemplified and demanded precision and excellence, and did not mince words... and I thank them for that.

a subspecialty in both "Dives and Social Relationships." Besides, when would I ever be able to pack 17 years of vacation into one year? Returning stateside, I took my written Boards in Indy, and then headed for Mexico for an extended Spring Break.

Matt Lipman told me of an opportunity in Lexington, Kentucky, although he warned of the controversial nature of working with optometry in private practice. Having had the good fortune of co-managing cataract patients during my UC VA rotations

with Jim Thimons and Jack Terry, optometrists at the Chillicothe and Huntington VAs, I was undaunted. That was 34 years ago, and it was a great decision, the practice having grown continually to this day.

One can define success as doing what one loves in a nice place with great people, and in Kentucky parlance, I hit the trifecta. So glad I turned down an offer in San Diego.

Private practice was far easier than working with corporate OMNI/MediVision, and those structures recurred with PRG in the 90's and resonate in today's private equity offerings. Just not my gig.

I finally married a girl I met in a bar. Think of that. I was "stolen from the cradle" at the mere age of 43. And then, Sheila turned out to be a glaucomologist, and knew Matt and John! It is indeed a small world.

Be nice to people, as you'll eventually cross paths with them later!

I was blessed with a daughter, Riley, who is now a senior at Vandy, and inherited a step-daughter, Ellen, who is presently completing an optometric fellowship in pediatric


eye care at (where else?) Cincinnati. All in the family.

Professionally, I was privileged to serve as the president of the American College of Eye Surgeons, a group which voluntarily recertifies one's surgical skills periodically, via video evaluations by peers and a rigorous check-list. When

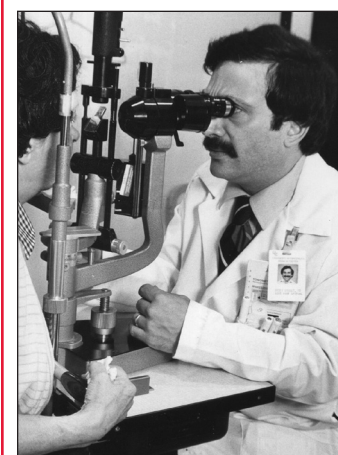
I can't pass that exam, I'll hang up the scalpel.

Still a jock at heart, I have been competing in long distance 24-hour mountain bike races and the occasional 5K run. Miss the Cincinnati Half-Marathon, and the "Cougar Run" at the Cincinnati Zoo. Also, I was infected by the flying bug, and now have 4000 hours. Still waiting for NASA to call. Snowboarding, sailing, guitar playing, and attending beer and wine fests happily round out my schedule.

I attended my first alumni gathering in one of my favorite haunts, New Orleans, this past fall, and this is what inspired me to catch up with classmates, profs, and mentors. To all, a profound "Thank you," and an open invitation to visit Commonwealth Eye Surgery in Lexington. Cheers! ■



Jerry Kirby, MD, Class of 1982 in a photo from 1981



Arden Wander, MD, Emeritus Professor and Class of 1973, working as a faculty member in this 1981 photo



## Faculty Publications

- Abdel Karim N, Eldessouki I, Taftat A, Ayham D, Gaber O, Makramalla A, **Correa ZM**. GNQ-209P mutation in metastatic uveal melanoma and treatment outcome. *Case Rep Oncol Med*. 2018 Apr 4;2018:4256365.
- Abramowicz S, Levy JM, Prahalad S, Travers CD, **Angeles-Han ST**. Temporomandibular joint involvement in children with juvenile idiopathic arthritis: a preliminary report. *Oral Surg Oral Med Oral Pathol Oral Radiol*. 2018 Jul 24. pii: S2212-4403(18)31043-5. [Epub ahead of print]
- Ahmed ZM, Jaworek TJ, Sarangdhar GN, Zheng L, Gul K, Khan SN, Friedman TB, **Sisk RA**, Bartles JR, Riazuddin S, Riazuddin S. Inframe deletion of human ESPN is associated with deafness, vestibulopathy and vision impairment. *J Med Genet*. 2018 Jul;55(7):479-488.
- Al-Thawabieh W, Lucky AW, Wong B, **Motley WW**. Pediatric ophthalmoplegia and ptosis in epidermolysis bullosa simplex associated with muscular dystrophy. *J Pediatr Ophthalmol Strabismus*. 2018 Aug 29;55:e26-e29.
- Ang SM, **Williams BK Jr**, Shields CL. Sudden ocular pain from underlying mass. *Indian J Ophthalmol*. 2018 Aug;66(8):1059.
- Ang SM, **Williams BK**, Shields CL. Rings on the eyes, matters of the heart. *Indian J Ophthalmol*. 2018 Apr;66(4):494.
- Angeles-Han ST**, Lo MS, Henderson LA, Lerman MA, Abramson L, Cooper AM, Parsa MF, Zemel LS, Ronis T, Beukelman T, Cox E, Sen HN, Holland GN, Brunner HI, Lasky A, Rabinovich CE. Childhood Arthritis and Rheumatology Research Alliance consensus treatment plans for juvenile idiopathic arthritis-associated and idiopathic chronic anterior uveitis. *Juvenile Idiopathic Arthritis Disease-Specific Uveitis Subcommittee of Childhood Arthritis Rheumatology Research Alliance*. *Arthritis Care Res (Hoboken)*. 2018 May 28. [Epub ahead of print]
- Brooks CC, **Augsburger JJ**, **Correa ZM**. Unilateral retinoblastoma with contralateral isolated choroidal melanocytosis: case report of an unexpected presentation. *BMC Ophthalmol*. 2018 Sep 17;18(1):251.
- Brownell AD, **Miraldi Utz V**, Makoroff KL, Shapiro RA, Mortensen JE. Chlamydia conjunctivitis in prepubertal children: An uncommon presentation of sexual abuse. *Pediatric Emergency Care* 2018 Mar [epub ahead of print].
- Call M, Meyer EA, **Kao WW**, Kruse FE, Schlötzer-Schrehardt U. Hair Follicle Stem Cell Isolation and Expansion. *Bio Protoc*. 2018 May 20;8(10). pii: e2848.
- Carlson E, **Kao WWY**, Ogundele A. Impact of hyaluronic acid-containing artificial tear products on reepithelialization in an in vivo corneal wound model. *J Ocul Pharmacol Ther*. 2018 May;34(4):360-364.
- Caceres, V, **Faulkner WJ**, Lewis R, Pflugfelder S, Shepard J: Neurostimulation device helps patients produce their own tears. *Eyeworld*, 2018 September:54-56.
- Cernichiaro-Espinosa LA, **Williams BK Jr**, Martinez-Castellanos MA, Negron CI, Berrocal AM. Peripheral vascular abnormalities seen by ultra-widefield fluorescein angiography in adults with history of prematurity: Report of three cases. *Ophthalmic Surg Lasers Imaging Retina*. 2018 Apr 1;49(4):278-283.
- Chahal HS, Estrada M, Sindt CW, Boehme JA, Greiner MA, **Nerad JA**, Carter KD, Allen RC, Shriver EM. Scleral contact lenses in an academic oculoplastics clinic: Epidemiology and emerging considerations. *Ophthalmic Plast Reconstr Surg*. 2018 May/ Jun;34(3):231-236.
- Cheung AY, Genereux BM, Auteri NJ, Sarnicola E, Govil A, **Holland EJ**. Conjunctival-limbal allografts in graft-versus-host disease using same HLA-identical bone marrow transplantation donor. *Can J Ophthalmol*. 2018 Jun;53(3): e120-e122.
- Cheung AY, Genereux BM, Dautremont B, Govil A, **Holland EJ**. Surgical management of severe ocular surface injury due to Roman candle explosion accidents. *Ocul Surf*. 2018 Jul;16(3):294-300.
- Cheung AY, Kurji KH, Nordlund ML, **Holland EJ**. Reply. *Cornea*. 2018 Sep 27. [Epub ahead of print]
- Cheung AY, Sarnicola E, Eslani M, Kurji KH, Genereux BM, Govil A, **Holland EJ**. Infectious keratitis after ocular surface stem cell transplantation. *Cornea*. 2018 Nov;37(11):1395-1399.
- Cheung AY, Sarnicola E, Kurji KH, Govil A, Mogilishetty G, Eslani M, Wright E, Brailey P, **Holland EJ**. Cincinnati protocol for preoperative screening and donor selection for ocular surface stem cell transplantation. *Cornea*. 2018 Sep;37(9):1192-1197.
- Christiansen SM, **Osher JM**, **Riemann CD**. Association of mentor-to-program contact and applicant rank disclosure with vitreoretinal fellowship applicant's final match outcome in 2016 and 2017. *JAMA Ophthalmol*. 2018 Jun 1;136(6):642-647.
- Clark TJE, Klejch WJ, Wang K, Allen RC, **Nerad JA**, Carter KD, Shriver EM. Hering's Law in Congenital Ptosis: Evaluation of the Contralateral Response to Unilateral Congenital Ptosis Repair. *Ophthalmic Plast Reconstr Surg*. 2018 May/ Jun;34(3):284-290.
- Correa ZM**, Huth B, **Augsburger JJ**. Scleral necrosis in patients with posterior uveal melanomas evaluated by transcleral fine needle aspiration biopsy and treated by 125I plaque. *Arq Bras Oftalmol*. 2018 Jul-Aug;81(4):330-335.
- Devarakonda SB, Myers MR, **Banerjee RK**. Comparison of Heat Transfer Enhancement Between Magnetic and Gold Nanoparticles During HIFU Sonication. *J Biomech Eng*. 2018 Aug 1;140(8).
- Dong F, Jin X, Boettler MA, Sciuilli H, Abu-Asab M, Del Greco C, Wang S, Hu YC, Campos MM, Jackson SN, Muller L, Woods AS, Combs CA, Zhang J, Nickerson ML, Kruth HS, Weiss JS, **Kao WW**. A mouse model of Schnyder corneal dystrophy with the N100S point mutation. *Sci Rep*. 2018 Jul 5;8(1):10219.
- Dosunmu EO**, Hatt SR, Leske DA, Hodge DO, Holmes JM. Incidence and etiology of Presumed fourth cranial nerve palsy: A population-based study. *Am J Ophthalmol*. 2018 Jan;185:110-114.
- D'Souza GA, **Banerjee RK**, Taylor MD. Evaluation of pulmonary artery stenosis in congenital heart disease patients using functional diagnostic parameters: An in vitro study. *J Biomech*. 2018 Sep 15. pii: S0021-9290(18)30743-7. [Epub ahead of print]
- Effat MA, Peelukhana SV, **Banerjee RK**. Correction to "Clinical outcomes of combined flow-pressure drop measurements using newly developed diagnostic endpoint: Pressure drop coefficient in patients with coronary artery dysfunction". *World J Cardiol*. 2018 Jul 26;10(7):60-61.
- Faulkner, WJ**. How to approach dry eye treatment. *Ophthalmology Management*. 2018 September 22:1-4.
- Filipe HP, **Golnik KC**, Mack HG. CPD? What happened to CME? CME and beyond. *Med Teach*. 2018 May 24:1-3. [Epub ahead of print]
- Foster GJL, Allen QB, Ayres BD, Devgan U, Hoffman RS, Khandelwal SS, **Snyder ME**, Vasavada AR, Yeoh R. Phacoemulsification of the rock-hard dense nuclear cataract: Options and recommendations. ASCRS Cataract Clinical Committee, Challenging and Complex Cataract Surgery Subcommittee. *J Cataract Refract Surg*. 2018 Jul;44(7):905-916.
- Fry MV, **Augsburger JJ**, **Correa ZM**. Clinical features, metastasis, and survival in patients younger than 21 years with posterior uveal melanoma. *JAMA Ophthalmol*. October 25, 2018. doi:10.1001/jamaophthalmol.2018.5132. [Epub ahead of print]
- Fry MV, **Augsburger JJ**, Hall J, **Correa ZM**. Posterior uveal melanoma in adolescents and children: Current perspectives. *Clin Ophthalmol*. November 7, 2018 12:2205-2212.
- Harbour JW, Paez-Escamilla M, Cai L, Walter SD, **Augsburger JJ**, **Correa ZM**. Are risk factors for growth of choroidal nevi associated with malignant transformation? Assessment with a validated genomic biomarker (an american ophthalmological society thesis). *Am J Ophthalmol*. 2018 Sep 6. pii: S0002-9394(18)30506-3. [Epub ahead of print]
- Kaufman AR, Myers EM, Moster ML, Stanley J, Kline LB, **Golnik KC**. Herpes zoster optic neuropathy. *J Neuroophthalmol*. 2018 Jun;38(2):179-189.
- Kokado M, Miyajima M, Okada Y, Ichikawa K, Yamanaka O, Liu CY, **Kao WW**, Shou W, Saika S. Lack of plakoglobin impairs integrity and wound healing in corneal epithelium in mice. *Lab Invest*. 2018 May 25. [Epub ahead of print]
- Kurji KH, Cheung AY, Eslani M, Rolfes EJ, Chachare DY, Auteri NJ, Nordlund ML, **Holland EJ**. Comparison of visual acuity outcomes between nanothin descemet stripping aAutomated endothelial keratoplasty and descemet membrane endothelial keratoplasty. *Cornea*. 2018 Oct;37(10):1226-1231.
- Lim LA, **Williams BK Jr**, Shields CL. Pretty peachy. *Indian J Ophthalmol*. 2018 Sep;66(9):1238.

continued on page 12

**UNIVERSITY OF CINCINNATI** Department of **OPHTHALMOLOGY**

**Faculty Publications**

*continued from page 11*

- Manna S, Donnell AM, Kaval N, Al-Rjoub MF, **Augsburger JJ, Banerjee RK**. Improved design and characterization of PLGA/PLA-coated chitosan based micro-implants for controlled release of hydrophilic drugs. *Int J Pharm*. 2018 Aug 25;547(1-2):122-132.
- Miraldi Utz, V.**, Pfeiffer, W, Longmuir SQ, Olson R, Wang K, Drack AV. The presentation of TRPM1 associated congenital stationary night blindness in children. *JAMA Ophthalmology* 2018 Apr 1: 136 (4):389-398.
- Nidegawa-Saitoh Y, Sumioka T, Okada Y, Reinach PS, Flanders KC, Liu CY, Yamanaka O, **Kao WW**, Saika S. Impaired healing of cornea incision injury in a TRPV1-deficient mouse. *Cell Tissue Res*. 2018 Jul 4. [Epub ahead of print]
- Ogdie A, Sparks JA, **Angeles-Han ST**, Bush K, Castelino FV, Golding A, Jiang Y, Kahlenberg JM, Kim AHJ, Lee YC, Machireddy K, Ombrello MJ, Shah AA, Wallace ZS, Nigrovic PA, Makris UE; American College of Rheumatology Early Career Investigator Subcommittee of the Committee on Research. Barriers and Facilitators of Mentoring for Trainees and Early Career Investigators in Rheumatology Research: Current State, Identification of Needs, and Road Map to an Inter-Institutional Adult Rheumatology Mentoring Program. *Arthritis Care Res (Hoboken)*. 2018 Mar;70(3):445-453.
- Parker DM, **Angeles-Han ST**, Stanton AL, Holland GN. Chronic Anterior Uveitis in Children: Psychosocial Challenges for Patients and Their Families. *Am J Ophthalmol*. 2018 Jul;191:xvi-xxiv.
- Peelukhana SV, **Banerjee RK**, van de Hoef TP, Kolli KK, Effat M, Helmy T, Leesar M, Kerr H, Piek JJ, Succop P, Back L, Arif I. Evaluation of lesion flow coefficient for the detection of coronary artery disease in patient groups from two academic medical centers. *Cardiovasc Revasc Med*. 2018 Apr - May;19(3 Pt B):348-354.
- Prasov L, Armenti ST, **Utz VM**, Richards JE, Hufnagel RB. Genetics in Ophthalmology. *J Ophthalmol*. 2018 Aug 29;2018:4608946.
- Rice ML**, Wong B, Horn PS, **Yang M**. Cataract development associated with long-term glucocorticoid therapy in Duchenne muscular dystrophy patients. *J AAPOS* 2018 June;22(3):192-196.
- Roshandel D, Eslani M, Baradaran-Rafii A, Cheung AY, Kurji K, Jabbehdari S, Maiz A, Jalali S, Djalilian AR, **Holland EJ**. Current and emerging therapies for corneal neovascularization. *Ocul Surf*. 2018 Oct;16(4):398-414.
- Shah KJ, Cheung AY, **Holland EJ**. Intermediate-term and long-term outcomes with the Boston Type 1 keratoprosthesis in aniridia. *Cornea*. 2018 Jan;37(1):11-14.
- Singer MA, **Miller DM**, Gross JG, Greven CM, Kapik B, Bailey C, Ghanchi F, Kuppermann BD. Visual acuity outcomes in diabetic macular edema with fluocinolone acetamide 0.2 µg/day versus ranibizumab plus deferred laser (DRCR Protocol I). *Ophthalmic Surg Lasers Imaging Retina*. 2018 Sep 1;49(9):698-706.
- Sisk RA**, Hufnagel RB, Laham A, Wohler ES, Sobreira N, Ahmed ZM. Peripheral cone cystrophy: Expanded clinical spectrum, multimodal and ultrawide-field imaging, and genomic analysis. *J Ophthalmol*. 2018 Jul 11;2018:2984934. doi: 10.1155/2018/2984934. eCollection 2018.
- Sisk RA**, Rusia D, Zamora BG, Kuley A, Toussaint BW. Effect of serial anterior anterior chamber paracentesis on sustained intraocular pressure elevation in patients receiving intravitreal anti-vascular endothelial growth factor therapy. *Retina*. 2018 Sep 17. [Epub ahead of print]
- Skinner CC, **Riemann CD**. "Heads up" digitally-assisted surgical viewing for retinal detachment repair in a patient with severe kyphosis. *Retin Cases Brief Rep*. 2018 Summer;12(3):257-259.
- Snyder ME**. May consultation #7. *J Cataract Refract Surg*. 2018 May;44(5):670.
- Thornton IL, McMains BK, **Snyder ME**. Long-term safety and efficacy of single-port pars plana anterior vitrectomy with limbal infusion during anterior segment surgery. *J Cataract Refract Surg*. 2018 Jul;44(7):878-883.
- Toygar O, Mestanoglu M, **Riemann CD**. Intraoperative ocular manometry in silicone oil-filled eyes with a Boston Type I keratoprosthesis. *Retina*. 2018 Jul 13. [Epub ahead of print]
- Williams BK Jr**, Di Nicola M, Ferenczy S, Shields JA, Shields CL. Iris microhemangiomas: Clinical, fluorescein angiography, and optical coherence tomography angiography in 14 consecutive patients. *Am J Ophthalmol*. 2018 Aug 14. pii: S0002-9394(18)30453-7. [Epub ahead of print] ■