

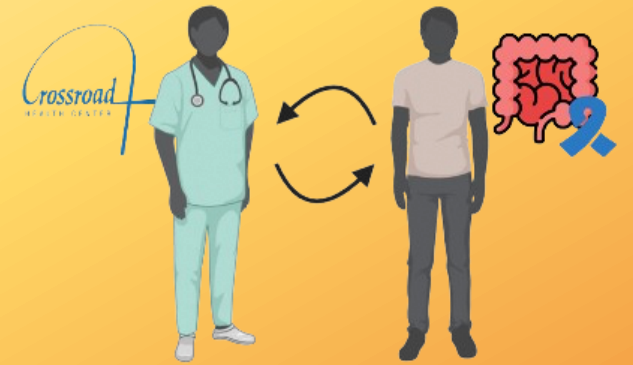


METROCARE

Addressing Healthcare Access Disparities in Cincinnati, Ohio

A Presentation by Medical Students at the University of Cincinnati

Who Dey?



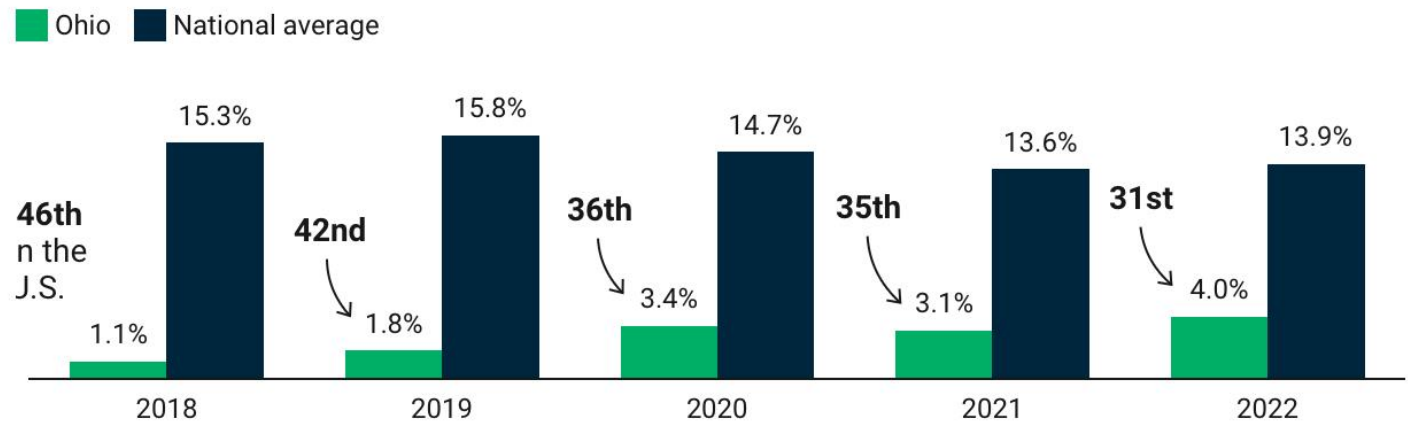
- M2 Learning Community at University of Cincinnati College of Medicine
- First-year partnership with Crossroad Health Center to improve Colorectal Cancer screening rates
- Focus on individuals with **financial insecurity** and resulting barriers to receiving care



How We Can Help

- **Lack of transportation** delays medical care for millions of US residents every year, nearing **6 million** in 2017.
- Populations with increased odds of transportation delays:
 - Below Poverty Threshold
 - With a Disability
 - Medicaid Recipients
 - Ethnic Minorities
- Chronic lack of funding in Ohio exacerbates these effects.

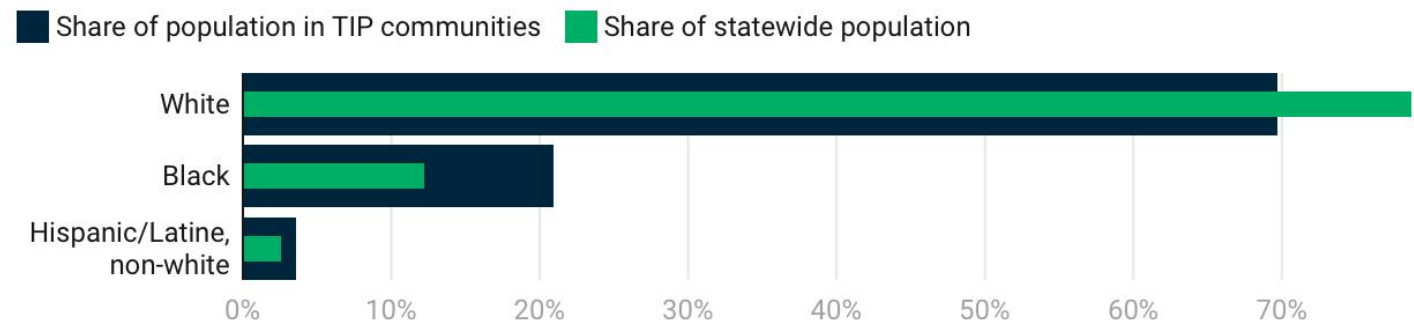
Ohio ranks near the bottom for state share of transit funding, 2018-2022



Transportation Investment Priority (TIP) Communities

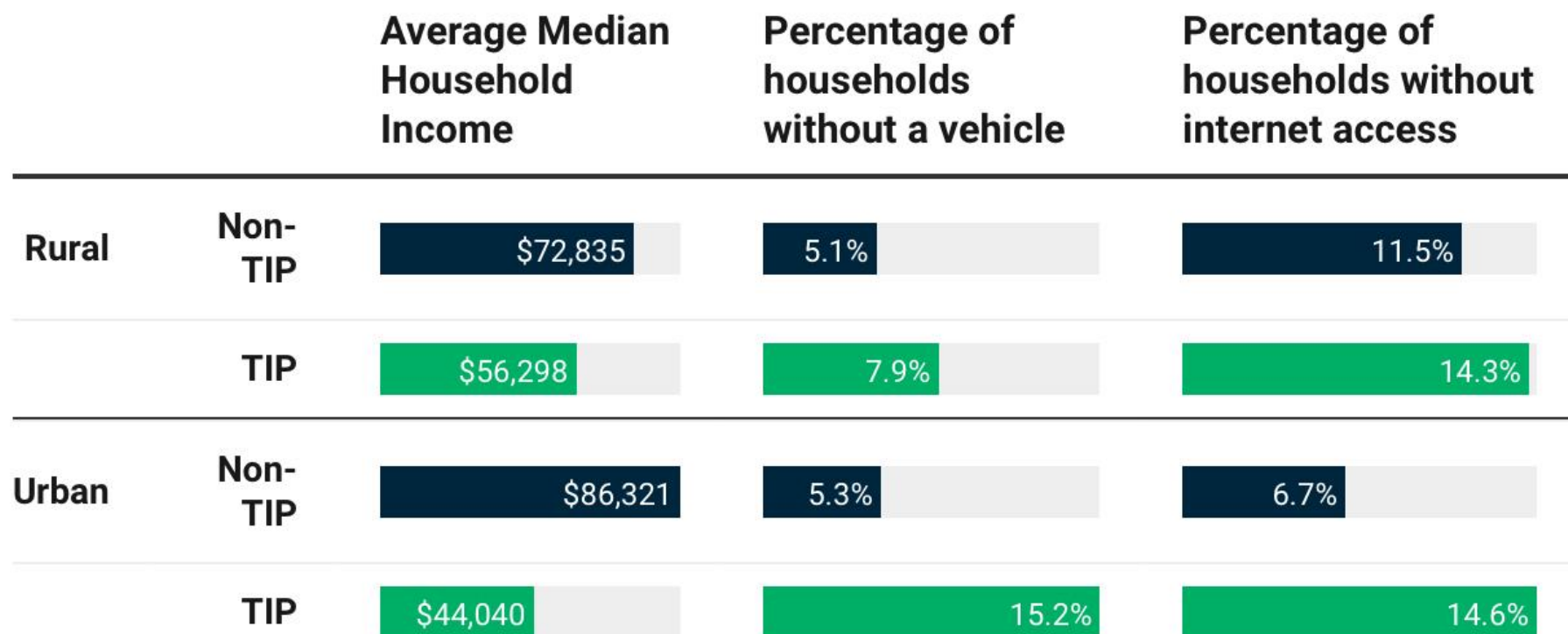
- TIP Communities describe areas where **investments in transportation would mitigate or reverse burden**, per the US Department of Transportation
- 5 categories of burden
 - Transportation Insecurity
 - Climate and Disaster Risk Burden
 - Environmental Burden
 - Health Vulnerability
 - Social Vulnerability

Race in TIP communities doesn't align with statewide shares



Source: US Department of Transportation ETC Explorer; 5-year ACS Data (2018-2022) • [Get the data](#) • Created with [Datawrapper](#)

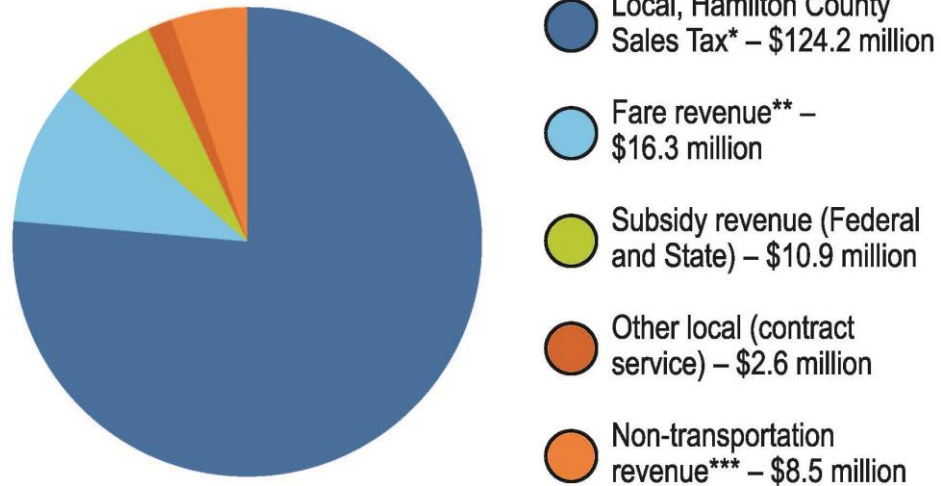
TIP communities have lower household incomes, less access to private vehicles and internet



Source: US Department of Transportation ETC Explorer; 5-year ACS Data (2018-2022) • [Get the data](#) • Created with [Datawrapper](#)

Metro Revenue & Expenses

2024 Operating Revenue



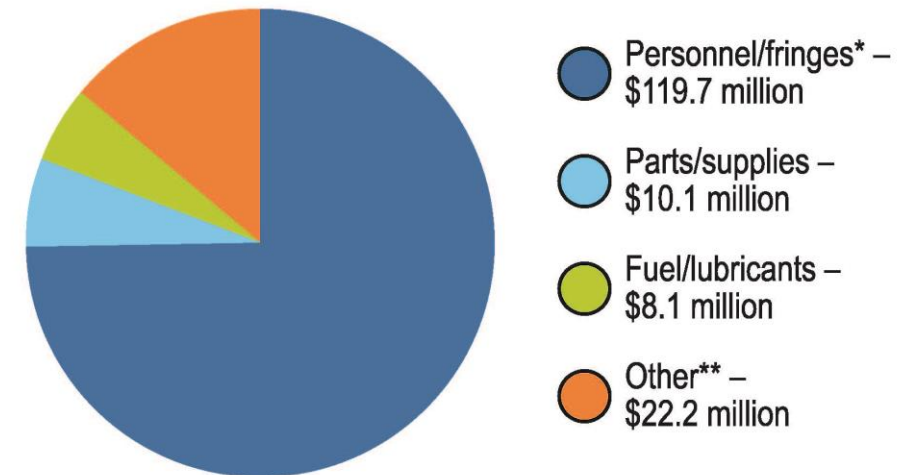
Total Revenues \$162.5 million

* Local tax funding is provided by 75% of the 0.80% Hamilton County Sales Tax that was levied and passed in 2020.

** Includes Metro and Access fares.

*** Includes primarily advertising revenue and investment income.

2024 Operating Expenses



Total Expenses \$160.2 million

* All personnel-related expenses: compensation, payroll taxes, mandatory pension contributions, health insurance and other fringe benefits.

** Facilities and vehicle maintenance and repair service; legal, banking, and other professional services; and software license fees, as well as, leases, taxes, insurance, claims, communications, and other misc. expenses.



Status Quo



Medicaid Non-Emergency Transportation

Provides transportation to and from Medicaid providers



Must exhaust all other transportation resources



Fill out new application 5 days before each ride

Metro Access Program

Provides origin-to-destination transportation in small buses for people with qualifying disabilities



3 weeks or more for approval



Tedious in-person functional skills assessment



Does not address financial barriers

Fare Deal Program

Provides half-price fares on any Metro trip



Convolutd application process

Must submit application in person

Requires numerous supporting documents

Office only open MWF and closed 12-1 for lunch



Strict criteria (65+, Medicare, or disability)

Solution – METROCARE

**Metrobus for Equitable
Transit and Reliable
Opportunities for Care**



**1. Patient schedules appointment
with healthcare provider**



**2. Patient receives barcode via
MyChart, email, or paper copy**



**3. Patient scans barcode upon
entering the metrobus**

Strategy

- Advocate for the needs of marginalized communities by presenting to peers, healthcare workers, and local officials.
- Secure allocation of resources that **bridge the gap between healthcare and at-risk communities**
- Implement a protocol efficiently providing **free bus passes** to patients with financial insecurity

METRO CARE

Together, we can create equitable access to transportation and give the people of Cincinnati the care that they deserve.

