

Expansion of Cincinnati Area Syringe Services Program


LC 2 - Harm Reduction

What is **Harm Reduction?**

A public health strategy that focuses on
**minimizing the
negative consequences
of drug use,**
*without requiring cessation of drug use as a
precondition for support or care.*

Examples include:
*syringe exchanges, naloxone distribution, methadone clinics,
fentanyl test strips, and supervised consumption sites*

Syringe Services Programs (SSPs)



**Reduce
incidence of
HIV and HCV**



**Access to Clean
Syringes**



**Distribute
Naloxone**



**Education on Overdose
Prevention**



Wound Care



**Connect With
Other Resources**

SSPs Prevent the Spread of HIV and HCV

42%

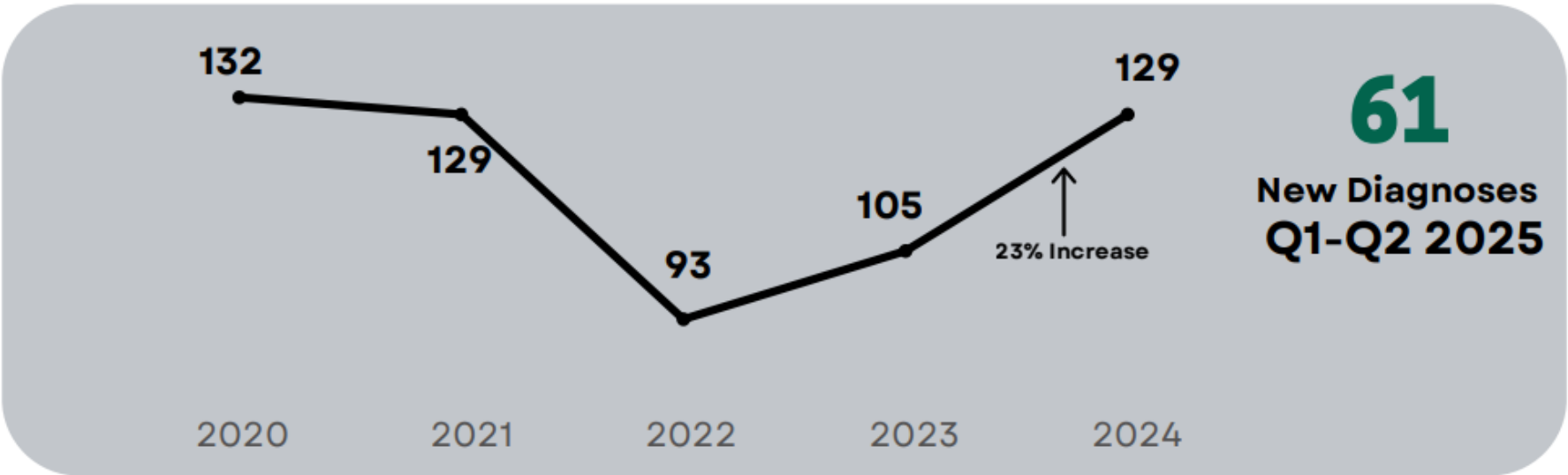
Risk of HIV Transmission
Compared to Not Attending
an SSP

Risk of HCV Transmission
Compared to Not Attending
an SSP

24%

Infectious
disease
data

Hamilton County HIV Counts



Hamilton County Chronic Hepatitis C Counts

Year	Number of Cases
2021	912
2022	738
2023	675
2024	679
2025 (Through 9/30/2025)	466

Syringe Exchange Locations in the Cincinnati Area

SAFE Services



WEEKLY SCHEDULE

an initiative of



THIS SCHEDULE MAY BE AFFECTED BY HOLIDAY AND WEATHER-RELATED CLOSURES.

OVER-THE-RHINE

MON

12 P.M. TO 3 P.M.
SUNRISE TREATMENT CENTER
1718 CENTRAL PKWY
CINCINNATI, OH 45214
(ENTER AT 1908 DUNLAP ST)

LINCOLN HEIGHTS

TUE

12 P.M. TO 3 P.M.
THE HEALTHCARE CONNECTION
1401 STEFFEN AVENUE (PARKING LOT)
CINCINNATI, OHIO 45215

FAIRMOUNT

WED

12 P.M. TO 3 P.M.
1515 CARLL STREET
CINCINNATI, OHIO 45225

NORTHSIDE

THUR

4 P.M. TO 8 P.M.
CARACOLE
4138 HAMILTON AVE
CINCINNATI, OH 45223

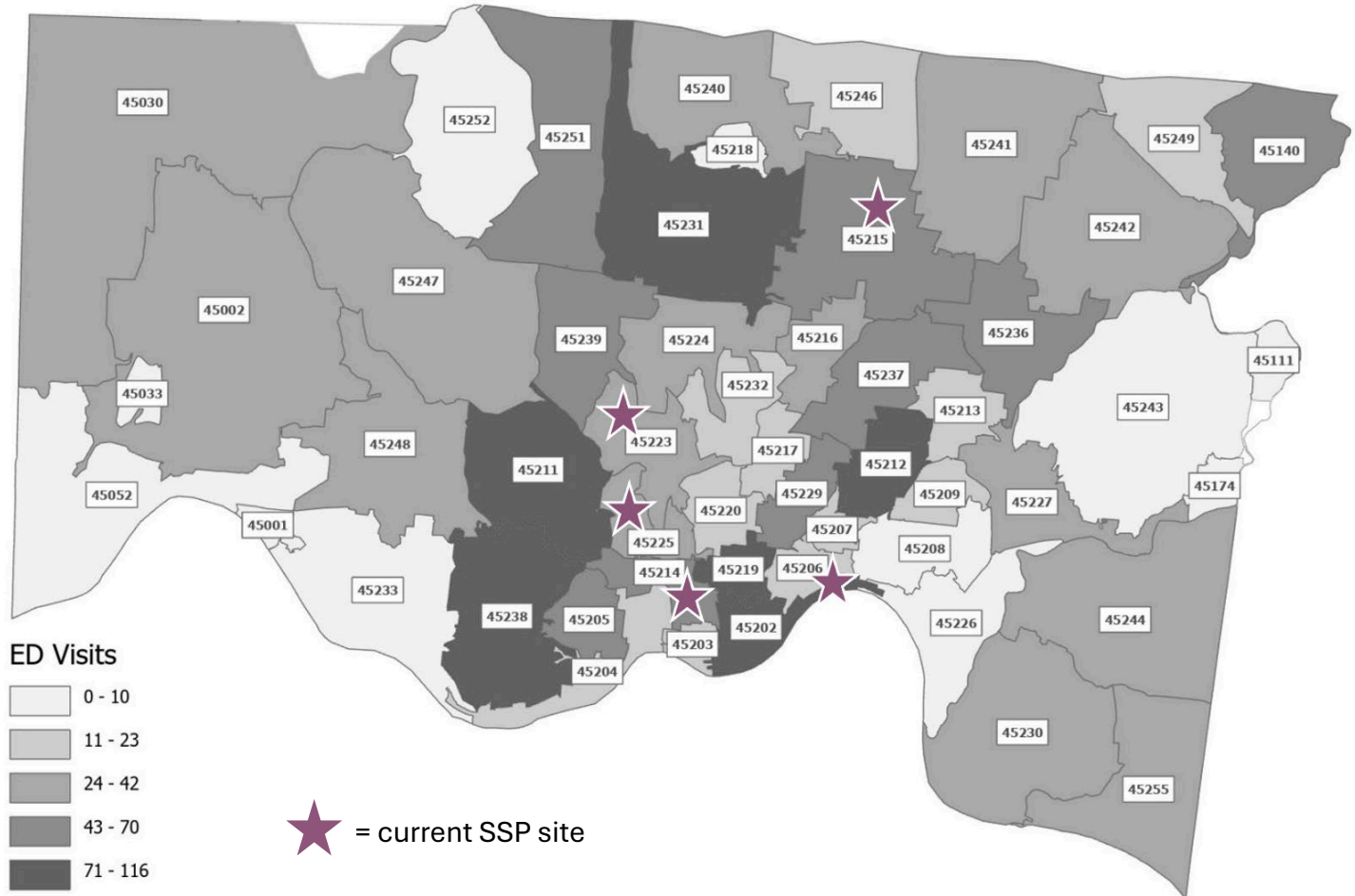
WALNUT HILLS

FRI

12 P.M. TO 3 P.M.
GREATER CINCINNATI BEHAVIORAL HEALTH SERVICES
1501 MADISON ROAD
CINCINNATI, OHIO 45206

MESSAGE US OR CALL (513) 316-7725 FOR MORE INFO. Last updated on 10/13/2025

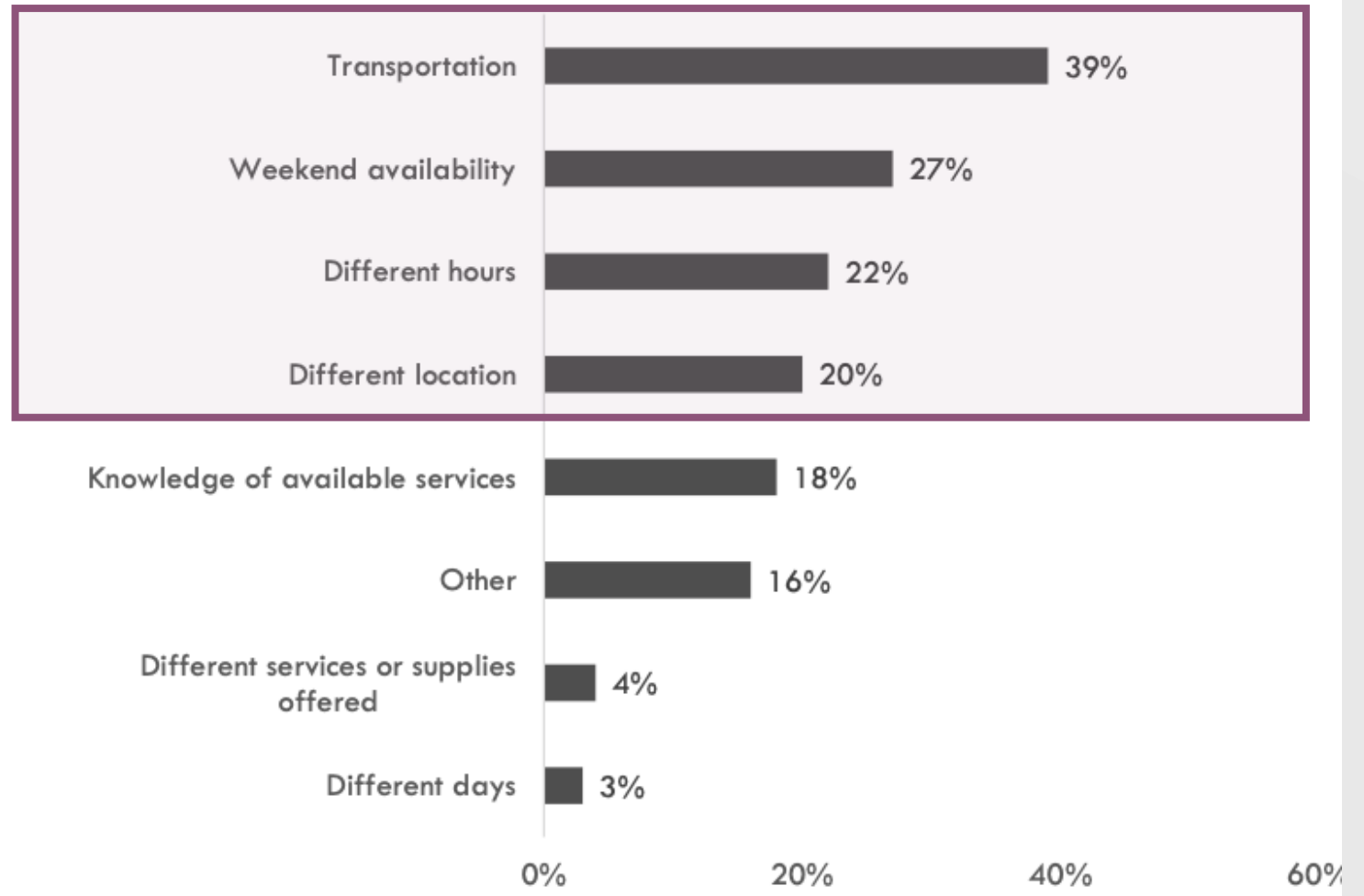
Figure 9. Map of Hamilton County Resident ED OD Visits to a Hamilton County Facility, 2023



According to Cincinnatians who use SSPs, the top 4 ways to improve access depend on the service's location and timing

Figure 17. Ways To Improve Access to Services

What would improve your access to services? (select all that apply)



*The following 6 zip codes do not have an SSP
but have the highest rates of ED visits due to overdose:*

45202, 45211, 45212, 45219, 45231, 45238

includes Westwood, Cheviot, Price Hill, Covedale, Norwood, North College Hill, and Downtown

*The best way to improve access to SSPs
would be to add additional times and
locations for these services.*

References

- Hamilton County Public Health. (n.d.). *Monthly fatal overdose* [Webpage]. Retrieved October 13, 2025, from <https://hamiltoncountyhealth.org/monthly-fatal-overdose-report/>
- Hamilton County Public Health. (2025, March). *Hamilton County community profile* [PDF]. Retrieved October 13, 2025, from <https://hamiltoncountyhealth.org/wp-content/uploads/2025/03/HamiltonCountyCommunityProfile.pdf>
- Hamilton County Public Health. (2025, January). *2024 annual report* [PDF]. Retrieved October 13, 2025, from https://hamiltoncountyhealth.org/wp-content/uploads/2025/01/HCPH_2024AnnualReport_ab_01312025.pdf
- Hamilton County Public Health. (2025, July). *2025 Quarterly HIV Report: Q1-Q2 (January-June)* [PDF]. Retrieved October 13, 2025, from https://hamiltoncountyhealth.org/wp-content/uploads/2025/08/HIV_Quarterly_Q2_2025.pdf
- Hamilton County Public Health. (2025, July). *September 2025 Communicable Disease Report* [PDF]. Retrieved October 13, 2025, from https://hamiltoncountyhealth.org/wp-content/uploads/2025/10/SWOH_Monthly_202509.pdf
- Hamilton County Public Health. (2025, July). *December 2024 Communicable Disease Report* [PDF]. Retrieved October 13, 2025, from https://hamiltoncountyhealth.org/wp-content/uploads/2025/01/SWOH_Monthly_202412.pdf
- Hamilton County Public Health. (2025, July). *December 2023 Communicable Disease Report* [PDF]. Retrieved October 13, 2025, from https://hamiltoncountyhealth.org/wp-content/uploads/2024/05/SWOH_Monthly_202312.pdf
- Hamilton County Public Health. (2025, July). *December 2022 Communicable Disease Report* [PDF]. Retrieved October 13, 2025, from https://www.hamiltoncountyhealth.org/wp-content/uploads/SWOH_Monthly_202212.pdf
- Hamilton County Public Health. (2025, July). *December 2021 Communicable Disease Report* [PDF]. Retrieved October 13, 2025, from https://www.hamiltoncountyhealth.org/wp-content/uploads/SWOH_Monthly_12-2021.pdf
- Hamilton County Public Health. (2025, January). *Hamilton County overdose surveillance community needs assessment (CNA) 2024*. https://hamiltoncountyhealth.org/wp-content/uploads/2025/01/HamiltonCountyCNA_2024.pdf
- Mackey, K. M., Beech, E. H., Williams, B. E., Anderson, J. K., Young, S., & Parr, N. J. (2023, December). *Effectiveness of syringe services programs: A systematic review* (VA Evidence-based Synthesis Program Report). U.S. Department of Veterans Affairs. <https://pubmed.ncbi.nlm.nih.gov/38166137/>
- Wodak A, Cooney A. Do Needle Syringe Programs Reduce HIV Infection Among Injecting Drug Users: A Comprehensive Review of the International Evidence. *Substance Use & Misuse*. 2006;41(6-7):777-813. doi:10.1080/10826080600669579